

# thetradeVillage

the trades best kept secret...



## Composite Door Collection

door-stop<sup>®</sup>  
INTERNATIONAL





2 Panel 2 Square, Black, Enfield Glass

## CLASSIC MOULDED DOORS

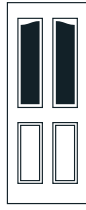
---



Page 12



Page 14



Page 15



Page 16



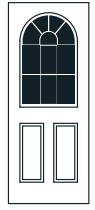
Page 18



Page 19



Page 20



Page 22



Page 23



Page 24



Page 25



Page 26



Page 27



Page 47



Page 47

## CONTEMPORARY DOORS

---



Page 30



Page 32



Page 33




Page 34



Page 36



Page 37



Page 38



Page 40



Page 41



Page 42



Page 44



Page 46



Page 47

## TECHNICAL APPENDICES

---

Page 51

# Don't compromise, go composite

We don't believe in compromising on quality. We've brought together materials to give you the very best in strength, easy maintenance, security, and weather resistance. Oh – and great looks as well.

Behind the Door-Stop name, you'll find the latest technology and design in doors.

When you're indoors you'll enjoy loads of style, strength and security.

With a host of customisable options to choose from across colour palette, glazing, ironmongery and security, these elegant doors provide the strength and beauty to make a bold statement, whatever your property style.

## We don't make anything else

Door-Stop have been a pioneer in the composite door industry since 2008, setting standards in quality and innovation. Unlike some other manufacturers we were the first company solely dedicated to crafting composite doors - we've never made anything else.

This laser focus allowed us to revolutionise the industry, introducing innovations like reglazeable cassettes, colour-matched weather bars and providing Energy Rating certificates before they were mandatory.

Today as part of the Masonite Group, our legacy of customer satisfaction endures, carrying forward our extensive experience and unwavering commitment to excellence.







Mid Square, White Internal Colour, Clear Glass



## FEATURES


---

### Colour Matched Weather Bars



We believe the entirety of the door should match your chosen colour. Therefore we only offer colour matched weather bars, designed specifically to match your new entrance door.

### Unique Reglazeable Cassettes



Reglazeable Cassette; our patented reglazeable cassettes mean the glass can be swapped out or replaced without the need to replace the entire door.

### PVC Edgebanded To Complete Your Door



Every sight-line of your door is considered. On the hinge edge of all doors, we apply a grained trim and then countersink the hinges for a perfect, flush finish. All Genuine Door-Stop doors carry an official stamp on the hinge edge near the bottom of the door.

### Internal Colour Choices



We understand the importance of matching the interior side of your new door to your colour scheme. That's why we offer doors with a separate interior colour to the exterior.



# New Colour Options

Our new colours have been inspired by the great outdoors and help you coordinate your exterior doors with the latest trends in interior design. From calming tones associated with the British countryside through to more vibrant sea blues, embrace a range of landscapes to incorporate the natural world into the comfort of your home.


The two new greys - Pebble Grey and Agate Grey – match particularly well with a neutral palette to create a welcoming entrance to any home. For those with a bolder design preference, a front door in Purple Violet, Fern Green or Turquoise Blue can be used to create a focal point both inside and outside.



**Purple Violet**



**Pebble Grey**



**Turquoise Blue**



**Fern Green**



**Agate Grey**



**Pastel Blue**

See page 52 for all Colour Options









# Timeless, Classic Designs

Our selection of Traditional door styles offer both expressive style and enduring performance.

With a host of customisable options to choose from across colour palette, glazing, ironmongery and security, these elegant doors provide the strength and beauty to make a bold statement, whatever your property style.



Page 12



Page 14



Page 15



Page 16



Page 18



Page 19



Page 20



Page 22



Page 23



Page 24



Page 25




Page 26



Page 27



Page 47



Page 47

# 2 Panel 2 Square



## Colours



Red



Poppy (High Gloss)



Duck Egg Blue



Blue



Pastel Blue



Turquoise Blue



Purple Violet



White



Cream



Pebble Grey



Agate Grey



Grey



Black Brown



Black




Green



Fern Green



Chartwell Green




Darkwood



Oak

## Glass Designs



3 Drop Diamond  
Blue, Green or Red



Mackintosh Rose



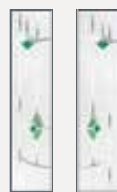
English Rose




Fleur




Crystal Diamond  
(only on Stippolyte)



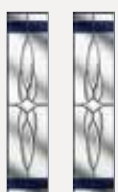
Murano  
Black, Blue, Green or Red



Crystal Bohemia



Enfield  
(only on Stippolyte)



Crystal Harmony  
Blue, Green, Red or Frost



Finesse  
(only on frosted triple-glazed)



Classic  
(only on frosted triple-glazed)



Flair  
(only on frosted triple-glazed)



Zinc Art Elegance  
(only on frosted triple-glazed)




Zinc Art Abstract  
(only on frosted triple-glazed)



Art Clarity  
Brass or Zinc  
(only on frosted triple-glazed)



Staxton  
(only on Satin)



2 Panel 2 Square, White, Flair Glass



# 2 Panel 2 Arch



## Colours



## Glass Designs



3 Drop Diamond  
Blue, Green or Red



Mackintosh  
Rose



English  
Rose



Fleur



Crystal Diamond  
(only on Stippolyte)



Murano  
Black, Blue, Green or Red



Crystal Harmony  
Blue, Green, Red or Frost



Finesse  
(only on frosted  
triple-glazed)



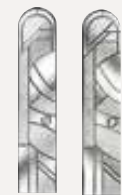
Classic  
(only on frosted  
triple-glazed)



Flair  
(only on frosted  
triple-glazed)



Zinc Art Elegance  
(only on frosted  
triple-glazed)



Zinc Art Abstract  
(only on frosted  
triple-glazed)

# 2 Panel 2 Angle



## Colours



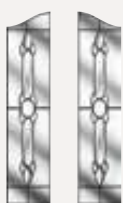
## Glass Designs




3 Drop Diamond  
Blue, Green or Red



Crystal Diamond  
(only on Stippolyte)



Crystal Bohemia



Murano  
Black, Blue, Green or Red



Crystal Harmony  
Blue, Green, Red or Frost



English Rose



Mackintosh Rose



Fleur



Classic  
(only on frosted  
triple-glazed)



Finesse  
(only on frosted  
triple-glazed)





3 Panel 1 Square, Chartwell Green, Dorchester Glass



# 3 panel 1 square



## Colours



## Glass Designs



Simplicity  
Brass or Zinc  
(Stippolyte, Satin and Minster only)




Reflections  
(Stippolyte and Satin only)



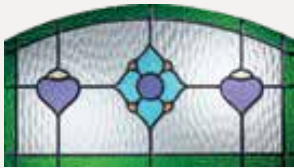
Prairie  
(Stippolyte and Satin only)



Kensington  
(Satin only)



Havana  
(Stippolyte and Satin only)



Dorchester  
(Minster only)



Caledonian Rose  
(Satin only)

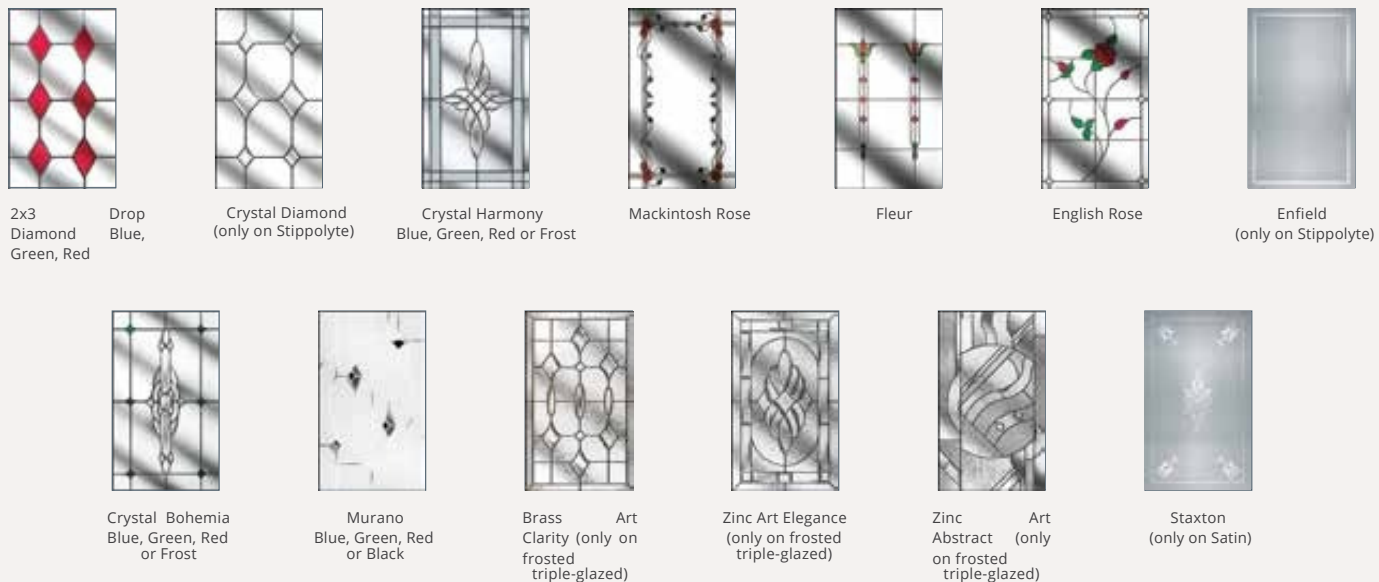
# 2 Panel 1 Square



## Colours



## Glass Designs



# 2 Panel 1 Arch



## Colours



## Glass Designs



Crystal Harmony  
Blue, Green, Red or Frost



Crystal Eternity  
(only on Stippolyte)



Mackintosh Rose



Fleur



English Rose



Crystal Bohemia  
Blue, Green, Red or Frost



Murano  
Blue, Green, Red or Black



Brass Art  
Clarity (only on frosted triple-glazed)



Zinc Art Elegance  
(only on frosted triple-glazed)




Zinc Art  
Abstract (only on frosted triple-glazed)



# 2 Panel 1 Grill



## Colours



## Glass Patterns





2 Panel 1 Grill, Blue Internal Colour, Clear Glass

# 2 Panel Sunburst



## Colours



## Glass Patterns





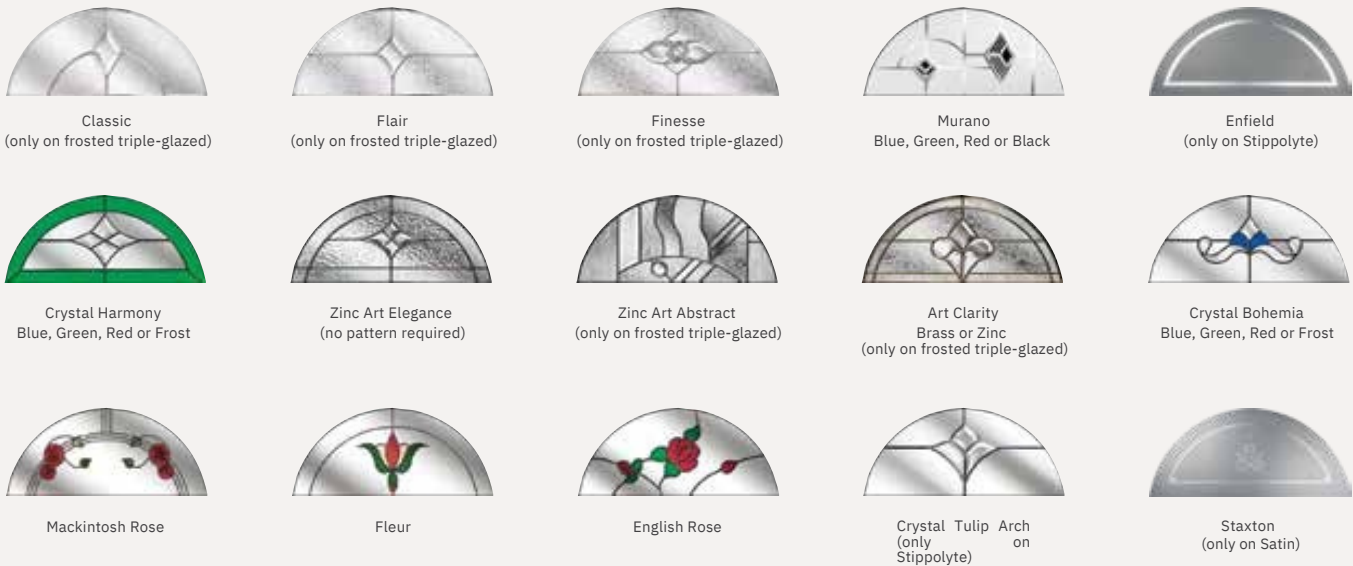
# 4 Panel 1 Arch



## Colours



## Glass Designs




# 2 Panel 4 Square



## Colours



## Glass Designs



# 4 Panel 2 Square



## Colours



## Glass Designs



Classic  
(only on frosted triple-glazed)




Finesse  
(only on frosted triple-glazed)



Zinc Art Abstract  
(only on frosted triple-glazed)



Enfield  
(only on Stippolyte)



Zinc Art Elegance  
(only on frosted triple-glazed)



Flair  
(only on frosted triple-glazed)



Art Clarity  
Brass or Zinc  
(only on frosted triple-glazed)



Staxton  
(only on Satin)



# 2 Panel 2 Square 1 Arch



## Colours



## Glass Designs



Crystal Tulip Arch on Stippolyte



Crystal Diamond (only on Stippolyte)



Classic (only on frosted triple-glazed)



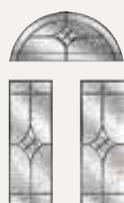
Finesse (only on frosted triple-glazed)



Flair (only on frosted triple-glazed)



Murano Black, Blue, Green or Red



Zinc Art Elegance (only on frosted triple-glazed)



Zinc Art Abstract (only on frosted triple-glazed)



Art Clarity Brass or Zinc (only on frosted triple-glazed)



Staxton (only on Satin)

# 4 Panel Sunburst



## Colours



## Glass Patterns







# Elegant, Modern Designs

This collection of modern doors are inspired by contemporary, minimalist stylings. Boasting an array of glazing options, from abstract to art deco influences.

This family of doors couples well with modern architecture, or as a contrast to more traditional properties.



Page 30



Page 32



Page 33



Page 34



Page 36



Page 37



Page 38



Page 40



Page 41



Page 42



Page 44



Page 46



Page 47



Diamond, Duck Egg Blue, Florielle™ Glass



# Diamond



## Colours



## Glass Patterns



# 1 Square



## Colours



## Glass Designs



Zinc Art Abstract  
(only on frosted  
triple-glazed)



Art Clarity  
Brass or Zinc  
(only on frosted  
triple-glazed)



Crystal Diamond  
(only on  
Stippolyte)



Murano  
Black, Blue,  
Green or Red



Enfield  
(only on  
Stippolyte)



Staxton  
(only on  
Satin)

# Curve



## Colours



## Glass Designs



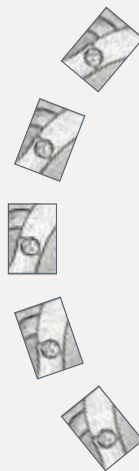
Flair  
(only on frosted triple-glazed)



Finesse  
(only on frosted triple-glazed)



Zinc Art Elegance  
(only on frosted triple-glazed)



Zinc Art Abstract  
(only on frosted triple-glazed)



Enfield  
(only on Stippolyte)



# 3 Diamond




## Colours



## Glass Patterns





3 Diamond, Chartwell Green, Stippolyte™ Glass



# 3 Square



## Colours



## Glass Designs



Flair  
(only on frosted  
triple-glazed)

Finesse  
(only on frosted  
triple-glazed)

Zinc Art Elegance  
(only on frosted  
triple-glazed)

Zinc Art Abstract  
(only on frosted  
triple-glazed)

Enfield  
(only on Stippolyte)



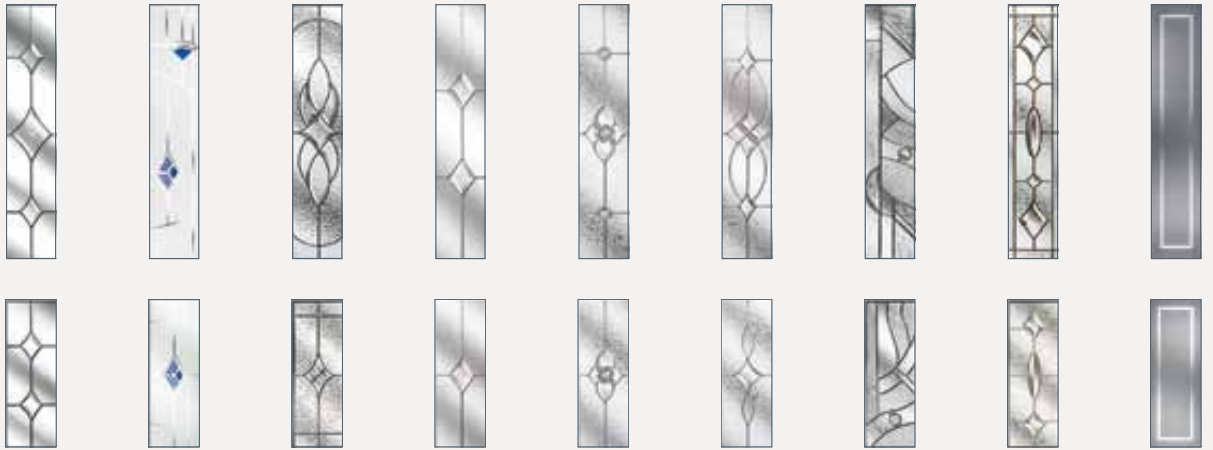
# Twin Side



## Colours



## Glass Designs



Crystal Diamond (only on Stippolyte)    Murano Black, Blue, Green, Red    Zinc Art Elegance (only on frosted triple-glazed)    Classic (only on frosted triple-glazed)    Finesse (only on frosted triple-glazed)    Flair (only on frosted triple-glazed)    Zinc Art Abstract (only on frosted triple-glazed)    Art Clarity Brass or Zinc (only on frosted triple-glazed)    Enfield (only on Stippolyte)





4 Square, Grey, Flair Glass



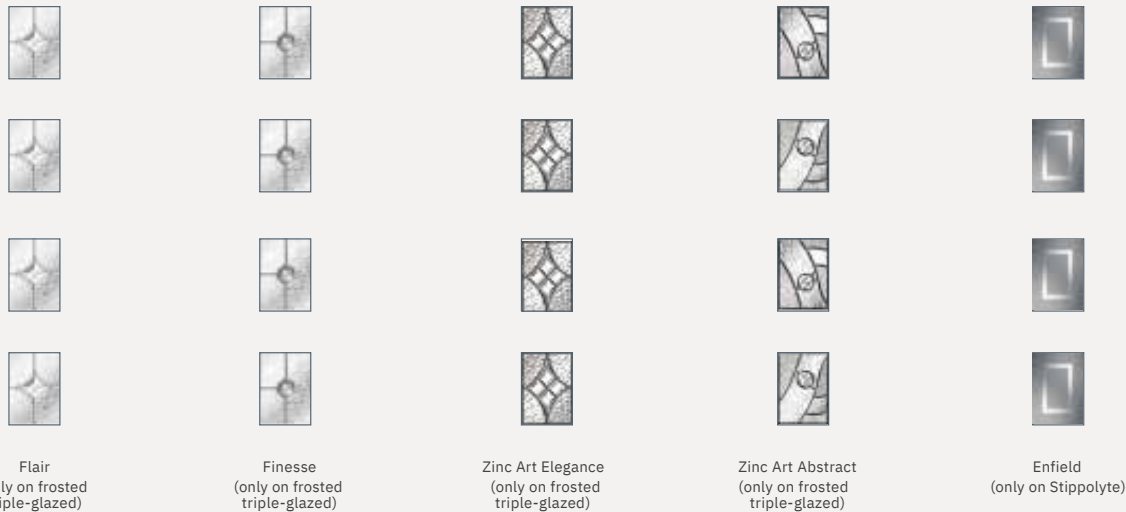
# 4 Square



## Colours



## Glass Designs





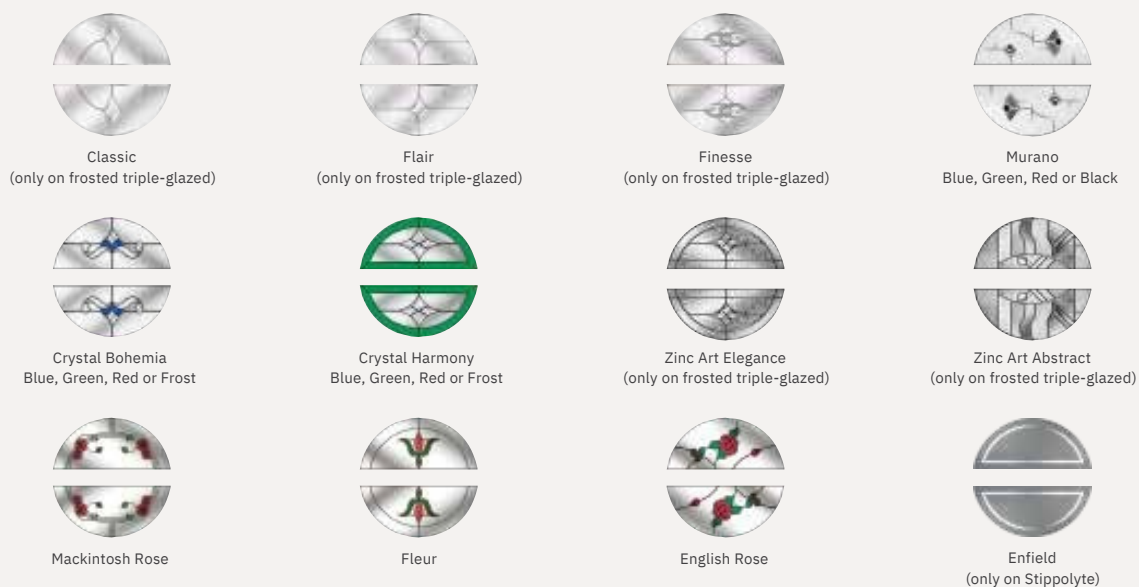
# Circle



## Colours



## Glass Designs



# Mid Square



## Colours



## Glass Designs



3 Drop Diamond  
Blue, Green  
or Red



Mackintosh  
Rose



English Rose



Fleur



Crystal Diamond  
(only on  
Stippolyte)



Murano  
Black, Blue,  
Green or Red



Crystal Bohemia



Crystal Harmony  
Blue, Green,  
Red or Frost



Finesse  
(only on frosted  
triple-glazed)



Classic  
(only on frosted  
triple-glazed)



Flair  
(only on frosted  
triple-glazed)



Zinc Art Elegance  
(only on frosted  
triple-glazed)



Zinc Art Abstract  
(only on frosted  
triple-glazed)



Art Clarity  
Brass or Zinc  
(only on frosted  
triple-glazed)


# Cottage Long




## Colours



## Glass Designs







Cottage Long, Grey, Square Bar Handle, Kensington Glass

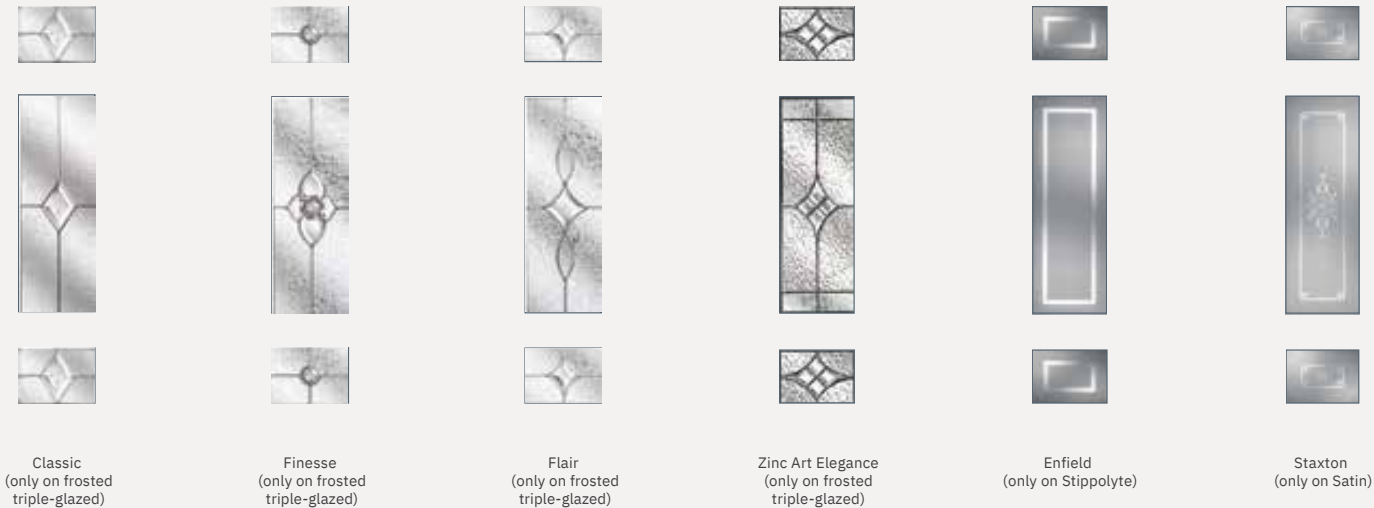
# Mid 3 Square



## Colours



## Glass Designs







Mid 3 Square, Cream, Long Bar Handle, Flair Glass




# Cottage Halfglaze



## Colours



## Glass Designs



2x3 Drop Diamond  
Blue, Green, Red




Crystal Diamond  
(only on Stippolyte)



Crystal Harmony  
Blue, Green, Red or Frost



Mackintosh Rose



Fleur



English Rose



Enfield  
(only on Stippolyte)



Crystal Bohemia  
Blue, Green, Red or Frost



Murano  
Blue, Green, Red or Black



Brass Art Clarity  
(only on frosted triple-glazed)



Zinc Art Elegance  
(only on frosted triple-glazed)



Zinc Art Abstract  
(only on frosted triple-glazed)



Staxton  
(only on Satin)

# 4 Panel



# 6 Panel



# Cottage



## Colours




Red



Poppy Red  
(High Gloss)



Duck Egg Blue



Blue



Pastel Blue



Turquoise Blue



White




Cream



Pebble Grey



Agate Grey



Grey



Black Brown



Green



Fern Green



Chartwell Green



Darkwood




Oak

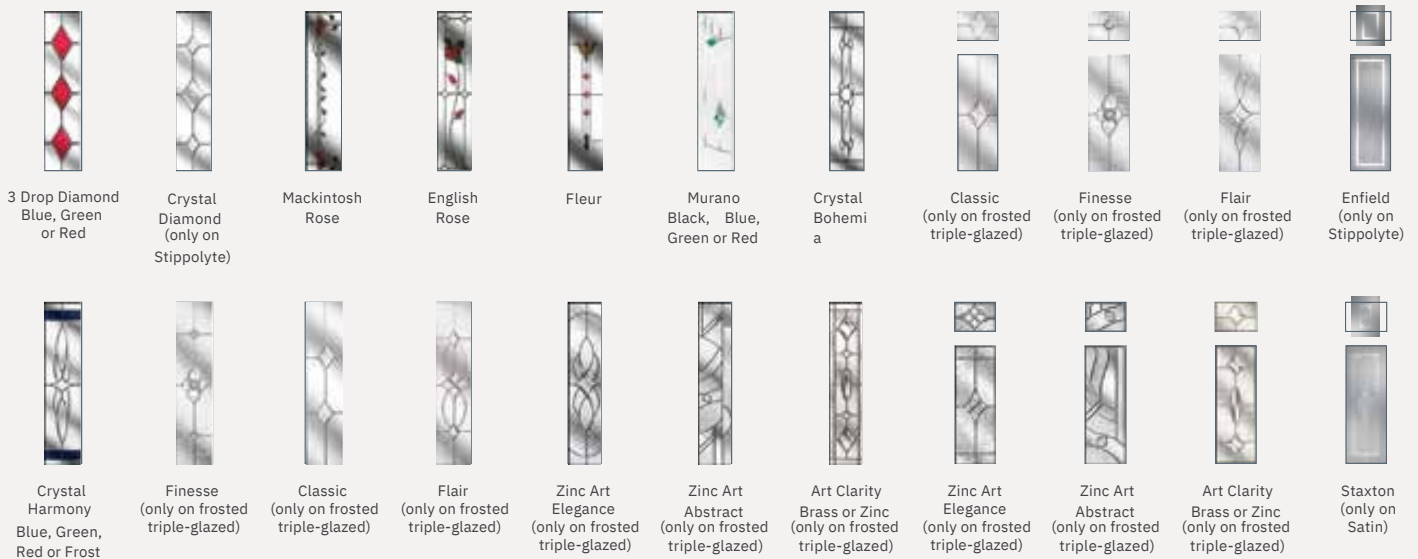
# Composite Side Panel



## Colours



## Glass Designs





# Glazed Side Panel

Argon-filled low E glass units.



## Colours



## Glass Patterns



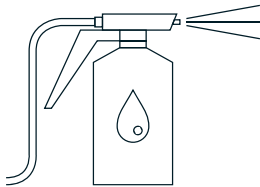


# Finishing Touches

With a large range of finishing options available, you can make your door unique to you. Browse this section to find the right touches to provide the perfect finish to your door.

## COLOUR

---



Page 52

## GLAZING

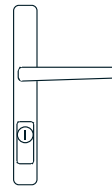
---



Page 53

## FURNITURE

---



Page 54

## LOCKS

---



Page 56

## SECURITY

---



Page 57

## WEATHER PROOF

---






















Page 59












# Colour Options

The doors in our collection are available in a diverse range of colours (both sides) to suit the character of your home.  
Please note: if you select a wood-grain colour on both sides of your door, this will only be available in certain door styles.

## Door Colours

				
Red	Poppy Red (High Gloss)	Duck Egg Blue	Blue	Pastel Blue
				
Turquoise Blue	Purple Violet	White	Cream	Pebble Grey
				
Agate Grey	Grey	Black Brown	Black	Green
				
Fern Green	Chartwell Green	Darkwood	Oak	

## Frame Colours

								
White	Whitegrain	Mahogany	Cherrywood	Oak	Black Brown	Chartwell Green	Cream	Grey

# Glazing

The range of glass options add character to your door and light to your home, whilst still offering you complete privacy.

## Glazing Patterns and Backing Glass



Stippolyte™



Cotswold™



Chantilly™



Digital™



Autumn™



Minster™



Everglade™



Mayflower™



Flemish™




Charcoal Sticks™



Florielle™



Oak™



Satin



Contora™



Taffeta™



Pelerine™



Warwick™

# Contemporary Furniture

Long Bar	Bow Handle	Classic	Square	Handleless
				
Long Bar Handle <i>(offset)</i>	Long Bow Handle    Short Bow Handle	Central Knob	Square Bar Handle <i>(offset from the fixings)</i> Square Handle	Pull Escutcheon
				
Pull Escutcheon <b>OR</b> handle show above inside	Pull Escutcheon <b>OR</b> handle show above inside	Pull Escutcheon inside	Pull Escutcheon inside	Pull Escutcheon inside
				
Ingot Knocker    Bar Knocker	Ingot Knocker    Bar Knocker	Ingot Knocker	Square Knocker	Ingot Knocker

## Handleless Option



































## High Lock Option





## Availability by Door Style

																		
Long Bar				✓				✓	✓	✓			✓	✓	✓	✓	✓	
Bow Handle	✓	✓	✓	✓	✓	✓	✓	✓	✓	✓	✓	✓	✓	✓	✓	✓	✓	✓
Square								✓					✓	✓	✓	✓	✓	
Classic*	✓	✓	✓	✓	✓	✓	✓	✓	✓	✓	✓	✓			✓	✓		✓
Classic High*	✓	✓	✓	✓				✓	✓	✓			✓		✓	✓		
Square Bar				✓				✓	✓	✓			✓	✓	✓	✓	✓	
Page ref.	14	12	15	23	19	18	26	47	25	23	20	22	30	34	47	47	44	24

																		
Long Bar	✓		✓					✓		✓	✓		✓		✓	✓		✓
Bow Handle	✓	✓	✓		✓	✓		✓		✓	✓	✓	✓	✓	✓	✓		✓
Square	✓		✓		✓	✓		✓		✓	✓	✓	✓	✓	✓	✓		✓
Classic*	✓	✓		✓	✓	✓	✓	✓	✓	✓	✓	✓					✓	
Classic High*				✓	✓	✓	✓	✓	✓									
Square Bar	✓		✓		✓			✓	✓	✓	✓	✓	✓	✓	✓	✓		✓
Page ref.	41	46	38	38	38	40	36	36	36	41	41	41	37	37	42	42	16	33



ClassicClassic

High

\*Our classic furniture suite is also available in a high position.

Handleless suite available on all styles.

# Locking Options

We know a secure door is important to our customers, and that's why our range of locks, cylinders and handles are tested, certificated and accredited to industry standards. The combination of these locks and a reliably strong structural frame make our doors unrivalled in terms of the peace of mind they offer.

## GU Slam Lock



## Yale TS007 3 Star Handle/ Cylinder Combination Option



## Yale Lockmaster



Yale's superior cylinder and platinum handle combination is accredited with the coveted TS007 3\* BSi Kitemark – one of the most secure available for composite doors and locks. Subjected to extensive tests, it can resist anything the most determined burglar can throw at it.

Developed and tested to deliver superior security and ease of use. British made and featuring a combination of hooks and anti-lift bolts for proven and reassuring protection.

# Enhanced Security

We go beyond mere functionality; we prioritise your safety and peace of mind. Choose from our enhanced security options and experience a new standard of protection for your home.

## Secure Guarantee (on Ultion Locks)



In the unlikely event that you're burgled and the intruder gains entry by snapping the Ultion cylinder you'll get a £2000 compensation and the door repaired or replaced. For more info, contact us at [www.thetradevillage.co.uk](http://www.thetradevillage.co.uk).

## Ultion Sold Secure Diamond Option



The Ultion cylinder has passed all major British standards test for security without the need for cylinder protectors or extra secure door handles. These tests include the highest TS007 standard (3 star) and the extended Sold Secure Diamond test, which is more rigorous and designed by the Master Locksmith Association.

## Yale Conexis



The Yale Conexis Smart Door Lock puts you fully in control giving you the freedom to secure your home without the need for a key. Configure, control and unlock your Smart Door Lock from your smartphone via our secure Bluetooth app.

## Police Recognised - Secured by Design



If anyone knows about security, it's the Police. Our Secured by Design option meets their national standard for safer homes. It's recognised by many insurance companies. So as well as enjoying an added sense of safety, you could get a discount on your home insurance cover, too.



# Energy Ratings

Every Door-Stop door is issued with a bespoke energy rating certificate – based on expert data from the Build Research Establishment and accredited by the British Fenestration Ratings Council (BFRC).



## Door Energy Ratings by Door Style

Standard Glass	D	D	D	A+	D	D	D	A+	A+	A+	D	D	A+	D	A+	A+
Thermal Glass	B	B	B	A+	B	B	B		A+	A+	B	B	A+	B		
Triple Glazed	B	B	B	A+	B	B	B		A+	A+	B	B	A+	B		

Standard Glass	A+	D	A+	A+	A+	D	A+	A+	A+	D	D	D	D	D	D	D
Thermal Glass	A+	B	A+	A+	A+	B	A+	A+	A+	B	B	B	B	B	B	B
Triple Glazed	A+	B	A+	A+	A+	B	A+	A+	A+	B	B	B	B	B	B	B

Ratings based on standard VEKA framed doorsets, using aluminium threshold

# Eco Friendly & Weather Proof

As a responsible manufacturer, we spend a lot of time ensuring that we fulfil our obligations to creating a more sustainable future.

## Green doors – now available in every colour

From day one we chose to use a calcium zinc-based compound in the extrusion of the door frame (which we make in different lengths to avoid waste) because it's much kinder to the planet than lead-based additives.

The door's inner rigid foam system is completely, utterly, one hundred percent CFC-free.

## Reducing our carbon footprint

We've taken big steps to reduce our own carbon footprint too. Door-Stop doors are made right here in the UK, unlike the products of other door companies. And we carefully plan all our delivery routes to cut down the amount of fuel we use.

Other manufacturers look at our doors and go green with envy - we're just greener.

## GRP – The Longest Product Lifespan\*

Door Type	Expected Life	Maintenance
Softwood Door	25 Years	Paint, 5 Years
Hardwood Door	35 Years	Steel Paint, 5 Years
<del>Composite Door</del>	<del>30 Years</del>	<del>PVC Wipe Clean</del>
<del>Composite Door</del>	<del>25 Years</del>	<del>GRP Wipe Clean</del>
<b>Composite Door</b>	<b>35 Years</b>	<b>PVC Wipe Clean</b>
Panel Door	20 Years	Wipe Clean

## Rainfall Tested



The average rainfall in the UK is between 700mm a year in East Anglia and 3,000mm a year in the Scottish Highlands.\*\*

WATERTIGHTNESS Tested in accordance with BSEN 1027	AIR PERMEABILITY Tested in accordance with BSEN 1026	WIND RESISTANCE Tested in accordance with BSEN 12211
--	--	--

\*Information from HAPM (Housing Association Provident Mutual) and BRE (Building Research Establishment)

\*\*Meteorological Office Statistics



**Create your dream home today**

[www.thetradevillage.co.uk](http://www.thetradevillage.co.uk)

01642 309574

All the information in this brochure is provided for guidance only and is given in good faith, but without warranty or guarantee of any kind, whether implied or expressed.

Our policy is to continually improve products. Therefore methods, materials and changes of specification may be made from time to time without prior notice.

Colour samples printed in this publication should only be used as a guide and are as accurate as our printing process allows.

Glass images are reproduced and are the © copyright of Pilkington plc.

All other images are the © copyright Door-Stop International Ltd, a Masonite Company.

December 2023

